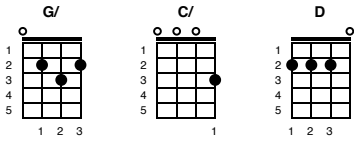


Love Me Do. 1962. The Beatles.

Key of G

Aus, NZ, USA.



4/4time. 1, 2, 1 2 3 4. Intro.

[G/] [C/] [G] [G/] [C/] [G] [G/] [C/] [G] [G] [G//] _ (sing G)

Verse 1

[G] Love, love me [C] do. You [G] know I love [C] you,
I'll [G] always be [C] true. So [G] plee-ee-[G]-ee-ee-[G↓]-ease (stop)
[NC] Love me [G] do. [G↓] [C//] Wo oh [G] love me do [G]

Verse 1

[G] Love, love me [C] do, you [G] know I love [C] you
I'll [G] always be [C] true, So [G] plee-ee-[G]-ee-ee-[G↓]-ease (stop)
[NC] Love me [G] do, [G↓] [C//] wo oh [G] love me do [G]

Interlude

[D] Someone to [D] love, [C] somebody [G] new
[D] Someone to [D] love, [C] someone like [G/] you [G↓] (stop)

Verse 1

[G] Love, love me [C] do, you [G] know I love [C] you
I'll [G] always be [C] true. So [G] plee-ee-[G]-ee-ee-[G↓]-ease (stop)
[NC] Love me [G] do [G↓] [C//] wo oh [G] love me do [G]

Instrumental: [D] [D] [C] [G] [D] [D] [C] [G] [G] [G] [G] [G//] (stop)

Verse 1 & Ending

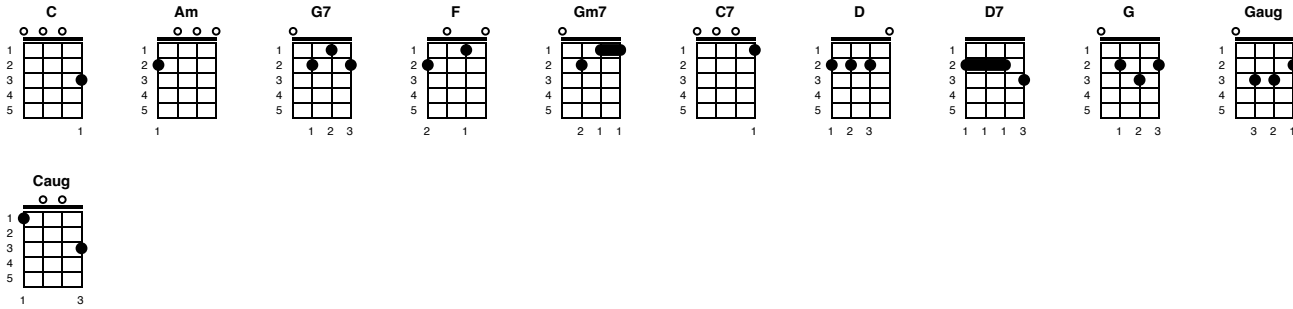
[G] Love, love me [C] do. You [G] know I love [C] you
I'll [G] always be [C] true. So [G] plee-ee-[G]-ee-ee-[G↓]-ease (stop)
[NC] Love me [G] do. [G↓] [C//] wo oh [G] love me do
[C] Yeah.... [G] love me do
[C] Wo oh... [G↓] love [G↓] me [G↓] do

From Me to You. 1963. The Beatles

UK, Ger, Ned, Nor.

Key of C

4/4



4/4 time. Count 1 2 3 4 1 2 3

Da-da [C] da da-da dum dum [Am] da _ _

Da-da [C] da da-da dum dum [Am] da

Verse 1

If there's [C] anything that you [Am] want, _ _

If there's [C] anything I can [G7] do

Just [F] call on me, and I'll [Am] send it a-long,

with [C/] love from [G7/] me to [C/] you [Am/]

Verse 2

I've got [C] everything that you [Am] want, _ _

Like a [C] heart that's oh so [G7] true

Just [F] call on me, and I'll [Am] send it a-long,

With [C/] love from [G7/] me to [C] you

Bridge

I got [Gm7] arms that long to [C7] hold you _

And [F] keep you by my [F] side

I got [D] lips that long to [D7] kiss you _

And [G] keep you satis-[Gaug]-fied oooo

Verse 1

If there's [C] anything that you [Am] want, _ _

If there's [C] anything I can [G7] do

Just [F] call on me, and I'll [Am] send it along,

with [C/] love from [G7/] me to [C/] you [C7/]

Verse 1 & Instrumental

If there's [C] anything that you [Am] want, _ _

If there's [C] anything I can [G7] do

Just [F] call on me, and I'll [Am] send it a-long,

with [C/] love from [G7/] me to [C/] you [C7/]

Bridge

I got [Gm7] arms that long to [C7] hold you _

And **[F]** keep you by my **[F]** side
I got **[D]** lips that long to **[D7]** kiss you _
And **[G]** keep you satis-**[Gaug]**-fied oooo

Verse 1 & Ending

If there's **[C]** anything that you **[Am]** want, _ _
If there's **[C]** anything I can **[G7]** do
Just **[F]** call on me, and I'll **[Am]** send it a-long,
with **[C/]** love from **[G7/]** me to **[C]** you
To **[Am]** you! _ _ To **[Caug]** you, _ _ to **[C]** you-uu-uu _ **[Am↓]**

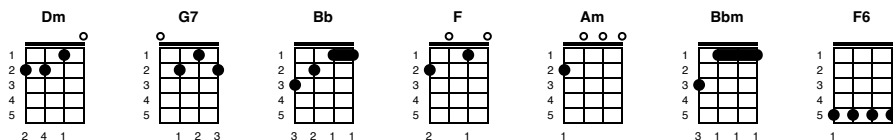
Foot of page:

She Loves You. 1963. The Beatles.

Lennon/McCartney. UK, Aus.

Key of F

4/4



Sing C on “She” immediately after 4

4/4 time. Count 1 2, 1 2 3 4

She **[Dm]** loves you, yeah, yeah, yeah

She **[G7]** loves you, yeah, yeah, yeah

She **[Bb]** loves you, yeah, yeah, yeah **[F]** yeah **[F]**

Verse 1

You **[F]** think you’ve lost your **[Dm]** love, well, I **[Am]** saw her yester **[C]** day

It’s **[F]** you she’s thinking **[Dm]** of, and she **[Am]** told me what to **[C]** say

She said she **[F]** loves you, and you know that can’t be **[Dm]** bad **[Dm]**

Yes she **[Bbm]** loves you, and you know you should be **[C]** glad **[C]**

Verse 2

She **[F]** said you hurt her **[Dm]** so, she **[Am]** almost lost her **[C]** mind

But **[F]** now she said she **[Dm]** knows, you’re **[Am]** not the hurting **[C]** kind

She said she **[F]** loves you, and you know that can’t be **[Dm]** bad **[Dm]**

Yes she **[Bbm]** loves you, and you know you should be **[C]** glad, **[C]** Oooh!

Chorus 2

She **[Dm]** loves you, yeah, yeah, yeah

She **[G7]** loves you, yeah, yeah, yeah

With a **[Bbm↓]** love **[Bbm↓]** like **[Bbm↓]** that

You **[C]** know you should be **[F]** glad **[F]**

Verse 3

You **[F]** know it’s up to **[Dm]** you, I **[Am]** think it’s only **[C]** fair

[F] Pride can hurt you **[Dm]** too, a **[Am]** pologise to **[C]** her

Because she **[F]** loves you, and you know that can’t be **[Dm]** bad **[Dm]**

Yes she **[Bbm]** loves you, and you know you should be **[C]** glad, **[C]** Oooh!

Chorus 2

She **[Dm]** loves you, yeah, yeah, yeah

She **[G7]** loves you, yeah, yeah, yeah

With a **[Bbm↓]** love **[Bbm↓]** like **[Bbm↓]** that

You **[C]** know you should be **[F]** glad **[F]**

Ending

With a **[Bbm↓]** love **[Bbm↓]** like **[Bbm↓]** that

You **[C]** know you should be **[F]** glad **[Dm]**

With a **[Bbm↓]** love **[Bbm↓]** like **[Bbm↓]** that

You **[C↓]** **[STOP]** know you sh - ou - ld

WAIT FOR IT!

[C↓] be **[F]** glad **[F]**

[Dm] _ _ yeah, **[Dm]** yeah, yeah

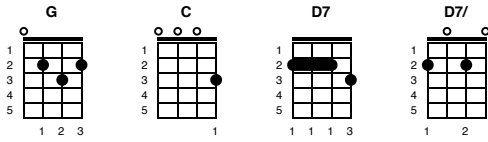
[Bb] _ _ yeah, **[Bb]** yeah, yeah **[F6↓]** Yeah!

Foot of page:

Roll over Beethoven. 1956. Chuck Berry.

Key of G

1963. The Beatles. Aus



4/4time. 1, 2, 1 2 3 4. [G] [C] [G] [D7]

Verse 1

I'm [G] gonna write a little letter, gonna [G] mail it to my local D[G]J.
[G] __ - And it's a [C] rockin' little record, [C] I want my jockey to [G] play.
[G] ___ Roll [D7] over Beethoven, I gotta [C] hear it again to-[G]-day.

Verse 2

[D7] __ - You know, my [G] temperature's risin' and the [G] jukebox blowin' a [G] fuse
[G] ___ My [C] heart's beatin' rhythm and my [C] soul keeps-a-singin' the [G] blues.
[G] ___ Roll [D7] over Beethoven and [C] tell Tchaikovsky the [G] news.

Verse 3

[D7] __ - I got the [G] rockin' pneumonia, I [G] need a shot of rhythm and [G] blues.
[G] ___ Caught the [C] rollin' arthritis, sittin' [C] down at a rhythm re-[G]-view.
[G] ___ Roll [D7] over Beethoven, they're [C] rockin' in two by [G] two.

Verse 4

[D7] __ - Well if you're [G] feelin like it, [G] - go get your lover, then [G] reel and rock it.
[G] _ Roll it over and [C] move on up just a [C] - trifle further and [G] reel and rock it.
[G] _ Roll it over, Roll [D7] over Beethoven [C] rockin in two by [G] two [D7]

Instrumental Break 12 bars

[G] [G] [G] [G] [C] [C] [G] [G] [D7] [C] [G] [D7]

Verse 5

Well [G] early in the mornin' I'm a-[G]-givin' you a warnin' don't you
[G] step on my blue suede [G] shoes
[C] Hey diddle diddle, I am [C] playin' my fiddle, [G] ain't got nothin' to
[G] lose. __ Roll [D7] over Beethoven and [C] tell Tchaikovsky the [G] news.

Verse 6

[D7] __ - You know she [G] wiggles like a glow worm, [G] dance like a spinnin' [G] top
[G] __ - She got a [C] crazy partner, [C] oughta see 'em reel and [G] rock.
[G] ___ Long as [D7] she got a dime the [C] music will never [G] stop.

Ending

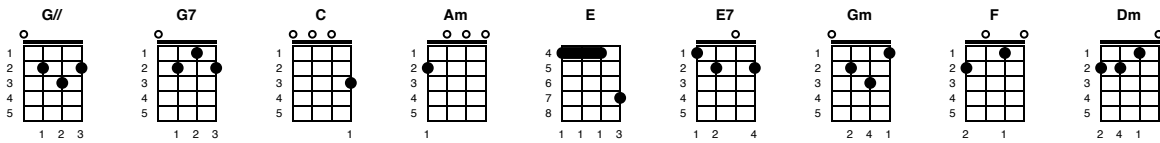
[D7] _ Roll over Beet-[G]-hoven, [G] _ roll over Beet-[G]-hoven,
[G] _ Roll over Beet-[C]-hoven, [C] _ roll over Beet-[G]-hoven,
[G] _ Roll over Beet-[D7]-hoven and [C] dig these rhythm and [G] blues. [D7/] [G/] [G~]

I Wanna Hold Your Hand. 1963. The Beatles

Key of F

Aus, Can, NZ, USA

4/4



4/4 time./ 1, 2, 1 2 3 4. Intro.

[F↓] I can't [G//] hide [F↓] I can't [G//] hide [F↓] I can't [G] hide [G7]

Verse 1

Oh [C] yeah I'll tell you [G] something [Am] - I think you'll under-[E]-stand
When [C] I say that [G] something [Am] - I wanna hold your [E7] hand
[F/] - I wanna [G7/] hold your [C/] ha-a-[Am/]-and
[F/] - I wanna [G7/] hold your [C] hand

Verse 2

Oh [C] please say to [G] me [Am] - you'll let me be your [E] man
and [C] please say to [G] me [Am] - you'll let me hold your [E7] hand
[F/] - Oh let me [G7/] hold your [C/] ha-a-[Am/]-and
[F/] - I wanna [G7/] hold your [C] hand

Chorus

[Gm] _ And when I [C] touch you I feel [F] happy in-[Dm]-side
[Gm] - It's such a [C] feeling that my [F//] love
[F↓] I can't [G//] hide, [F↓] I can't [G//] hide [F↓] I can't [G] hide [G7]

Verse 3

Yeah [C] you got that [G] somethin' [Am] - I think you'll under-[E]-stand
When [C] I say that [G] something [Am] - I wanna hold your [E7] hand
[F/] - I wanna [G7/] hold your [C/] ha-a-[Am/]-and
[F/] - I wanna [G7/] hold your [C] hand

Chorus

[Gm] - And when I [C] touch you I feel [F] happy in-[Dm]-side
[Gm] - It's such a [C] feeling that my [F//] love
[F↓] I can't [G//] hide, [F↓] I can't [G//] hide [F↓] I can't [G] hide [G7]

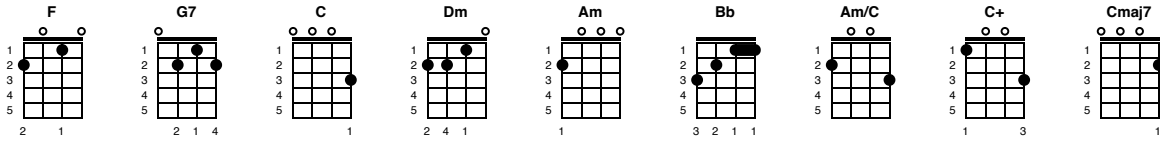
Ending

Yeah [C] you got that [G] somethin' [Am] - I think you'll under-[E]-stand
When [C] I feel that [G] something [Am] - I wanna hold your [E7] hand
[F/] - I wanna [G/] hold your [C/] ha-a-[Am/]-and
[F/] - I wanna [G/] hold your [E] hand [F/] - I wanna [G/] hold your
(triplets last hand)
[F↓]-ha-[F↓]-ha-[F↓]-ha [F↓]-ha-[F↓]-ha-[F↓]-ha [C↓]-hand

All My Loving. 1963. The Beatles

Lennon/McCartney. Aus, Can, NZ.

Key of C
78 BPM in 4/4



4/4 time, gently. 1, 2, 1 2 3 4 [F] [G7] [C] [C↓]

Verse 1

[NC] Close your [Dm] eyes and I'll [G7] kiss you, to-[C]-morrow I'll [Am] miss you
Re-[F]-member I'll [Dm] always be [Bb] true

[G7] __ And then [Dm] while I'm a-[G7]-way, I'll write [C] home every [Am] day
And I'll [F] send all my [G7] loving to [C] you [C↓]

Verse 2

[NC] I'll pre-[Dm]-tend that I'm [G7] kissing, the [C] lips I am [Am] missing
And [F] hope that my [Dm] dreams will come [Bb] true [G7]

And then [Dm] while I'm a-[G7]-way, I'll write [C] home every [Am] day
And I'll [F] send all my [G7] loving to [C] you [C↓]

Bridge

[NC] All my [Am/C=2003] loving [C+=1003] I will send to [C] you
[C] __ All my [Am/C] loving [C+] darling I'll be [C] true [C↓]

Verse 3

[NC] Close your [Dm] eyes and I'll [G7] kiss you, to-[C]-morrow I'll [Am] miss you
Re-[F]-member I'll [Dm] always be [Bb] true

[G7] __ And then [Dm] while I'm a-[G7]-way, I'll write [C] home ev'ry [Am] day
And I'll [F] send all my [G7] loving to [C] you [C↓]

Bridge

[NC] All my [Am/C=2003] loving [C+=1003] I will send to [C] you
[C] __ All my [Am/C] loving [C+] darling I'll be [C] true

Ending

[C] __ All my [Am/C] loving, [Am/C] __ all my [C] loving

[C] Oo-ooh, all my [Am/C] loving

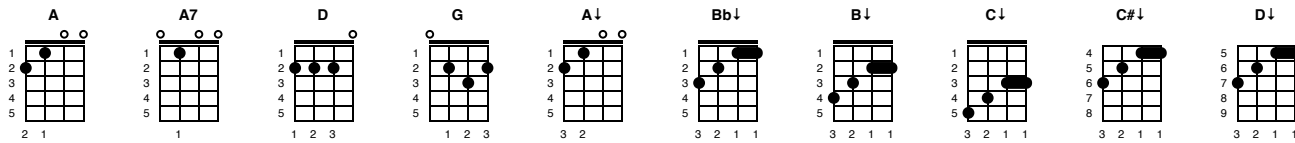
[Am/C] I will send to [C] you [Cmaj7↓]

Twist and Shout. 1961. Phil Medley and Bert Berns

Key of D

The Beatles 1963. NZ

4/4



4/4 time. 1, 2, 1 2 3

[A↓] [D/] [G/] [A/] [A7/] [D/] [G/] [A/]

Chorus

Well [A7/] shake it up [D/] baby now ([G/] shake it up [A/] baby)

[A7/] Twist and [D/] shout ([G/] twist and [A/] shout)

C'mon [A7/] c'mon, c'mon, c'mon [D/] baby now ([G/] c'mon [A/] baby)

C'mon and [A7/] work it on [D/] out ([G/] work it on [A/] out) oooooh

Verse 1

Well [A7/] work it on [D/] out ([G/] work it on [A/] out)

You know you [A7/] look so [D/] good ([G/] look so [A/] good)

You know you [A7/] got me [D/] goin' now ([G/] got me [A/] goin')

Just like you [A7/] knew you [D/] would (like I [G/] knew you [A/] would) oooooh

Chorus

Well [A7/] shake it up [D/] baby now ([G/] shake it up [A/] baby)

[A7/] Twist and [D/] shout ([G/] twist and [A/] shout)

C'mon [A7/] c'mon, c'mon, c'mon [D/] baby now ([G/] c'mon [A/] baby)

C'mon and [A7/] work it on [D/] out ([G/] work it on [A/] out) oooh

Verse 2

You know you [A7/] twist it little [D/] girl ([G/] twist little [A/] girl)

You know you [A7/] twist so [D/] fine ([G/] twist so [A/] fine)

C'mon and [A7/] twist a little [D/] closer now ([G/] twist a little [A/] closer)

And let me [A7/] know that you're [D/] mine (let me [G/] know you're

[A↓] mine [G↓] oooo) [NC]

Interlude

[D/] [G/] [A/] [A7/]

[D/] [G/] [A/] [A7/]

[D/] [G/] [A/] [A7/]

[D/] [G/] [A/] [A7/]

screamers end of next line

[A] Ahh [A] ahh [A] ahh [A] ahh [A7] ahh - [A7/] h!

Chorus

[A7/] Shake it up [D/] baby now ([G/] shake it up [A/] baby)

[A7/] Twist and [D/] shout ([G/] twist and [A/] shout)

C'mon [A7/] c'mon, c'mon, c'mon [D/] baby now ([G/] c'mon [A/] baby)
C'mon and [A7/] work it on [D/] out ([G/] work it on [A/] out) ooooh

Verse 3

You know you [A7/] twist it little [D/] girl ([G/] twist little [A/] girl)
You know you [A7/] twist so [D/] fine ([G/] twist so [A/] fine)
C'mon and [A7/] twist a little [D/] closer now ([G/] twist a little [A/] closer)
And let me [A7/] know that you're [D/] mine (let me [G/] know you're [A/] mine)

Ending

shake it, [A/] shake it, shake it [D/] baby now ([G/] shake it up [A/] baby)
shake it, [A/] shake it, shake it [D/] baby now ([G/] shake it up [A/] baby)
shake it, [A/] shake it, shake it [D/] baby now ([G/] shake it up [A/] baby)
ooooh [A7/] Ahh [A7/] ahh [A7/] ahh

triplets

[A↓]-[A↓]-[A↓] [A↓]-[Bb↓]-[B↓] [B↓]-[C↓]-[C#↓] [D↓]

Foot of page:

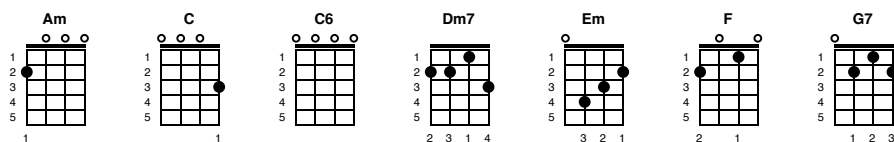
{define Cdim 0 2 3 2 3

Can't Buy Me Love. 1964. The Beatles

UK, Ndl, NZ, USA

Key of C

4/4



4/4 time.

Singing start note C. Count 1 2 3 4, 1

Can't buy me [Em] I - o [Am] o - v - e [Em] I-o [Am]-ove

Can't buy me [Dm7] I - o [G7] o - v - e

Verse 1

I'll [C] buy you a diamond [C] ring my friend

If it [C] makes you feel al-[C]-right

I'll [F] get you any-[F]-thing my friend

If it [C] makes you feel al-[C]-right

Cos [G7] I don't care too [F↓] much for money

[G7] Money can't [F] buy me [C] love

Verse 2

I'll [C] give you all I've [C] got to give

If you [C] say you love me [C] too

I [F] may not have a [F] lot to give

But what I've [C] got I'll give to [C] you

Cos [G7] I don't care too [F↓] much for money

[G7] Money can't [F] buy me [C] love

Chorus 1

Can't buy me [Em] I - o [Am] o - v - e [C] everybody tells me [C] so

Can't buy me [Em] I - o [Am] o - v - e [Dm7] no, no, no... [G7] NOOO!

Verse 3

[C] Say you don't need no diamond [C] ring

And [C] I'll be satis-[C]-fied

[F] Tell me that you want the [F] kind of things

That [C] money just can't [C] buy

Cos [G7] I don't care too [F↓] much for money

[G7] Money can't [F] buy me [C] love

Chorus 2

Can't buy me [Em] I - o [Am] o - v - e [Em] I-o [Am] o-v-e

Can't buy me [Dm7] I - o [G7] o - v - e

Verse 4

[C] Say you don't need no diamond [C] ring

And [C] I'll be satis-[C]-fied

[F] Tell me that you want the [F] kind of things

That [C] money just can't [C] buy

Cos [G7] I don't care too [F↓] much for money

[G7/] Money can't [F/] buy me [C] love

Ending

Can't buy me [Em] I - o [Am] o - v - e [Em] I-o [Am] o-v-e

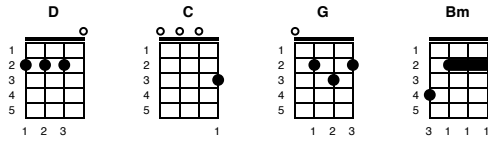
Can't buy me [Dm7] I - o [G7] o - v - e [C] o - o - o - h [C6↓]

Foot of page:

I Feel Fine. 1968. The Beatles

Key of D

UK, Aus, Can, Ned, Nor, NZ, USA



4/4 time. 1, 2, 1 2 3 4. [D] [D] [C] [C] [G] [G] [G] [G]

Verse 1

[G] Baby's good to [G] me you know
She's [G] happy as can [G] be, you know
She [D] said so [D]
[D] I'm in love with [C] her and I feel [G] fine [G]

Verse 2

[G] Baby says she's [G] mine, you know
she [G] tells me all the [G] time, you now
She [D] said so [D]
[D] I'm in love with [C] her and I feel [G] fine [G]

Chorus

[G] I'm so [Bm] glad that [C] she's my little [D] girl
[G] She's so [Bm] glad she's [C] telling all the [D] world

Verse 3

That her [G] baby buys her [G] things you know
He [G] buys her diamond [G] rings, you know
She [D] said so [D]
[D] She's in love with [C] me and I feel [G] fine, [G] mm

Instrumental

That her [G] baby buys her [G] things you know
He [G] buys her diamond [G] rings, you know
She [D] said so [D]
[D] She's in love with [C] me and I feel [G] fine, [G] mm

Verse 4

[G] Baby says she's [G] mine, you know
she [G] tells me all the [G] time, you now
She [D] said so [D]
[D] I'm in love with [C] her and I feel [G] fine [G]

Chorus

[G] I'm so [Bm] glad that [C] she's my little [D] girl
[G] She's so [Bm] glad she's [C] telling all the [D] world

Ending

That her [G] baby buys her [G] things you know

He [G] buys her diamond [G] rings, you know

She [D] said so [D]

[D] She's in love with [C] me and I feel [G] fine, [G]

[D] She's in love with [C] me and I feel [G] fine, [G] mm

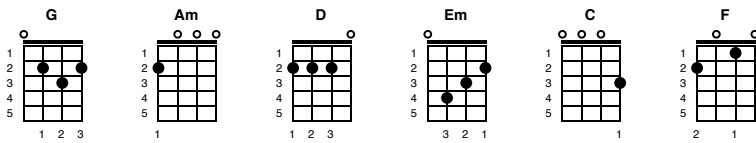
Page end

Ticket To Ride. 1965. The Beatles

UK, Aus, Can, Ned, Nor, USA

Key of G

4/4



4/4 time. 1, 2, 1 2 3 4. **[G] [G]**

Verse 1

I **[G]** think I'm gonna be sad, I think it's today, yeah
The **[G]** girl that's drivin' me mad, is going a - **[Am]** way **[D]**
[Em] She's got a ticket to **[C]** ride
[Em] She's got a ticket to **[F]** ri-i-ide
[Em] She's got a ticket to **[D]** ride
But she don't **[G]** care **[G]**

Verse 2

She **[G]** said that livin' with me, was bringin' her down, yeah
[G] She would never be free, when I was a - **[Am]** round **[D]**
[Em] She's got a ticket to **[C]** ride
[Em] She's got a ticket to **[F]** ri-i-ide
[Em] She's got a ticket to **[D]** ride
But she don't **[G]** care **[G]**

Bridge

I **[C]** don't know why she's ridin' so high
She oughta **[C]** think twice, she oughta do right by **[D]** me
Be - **[C]** fore she gets to sayin' goodbye
She oughta **[C]** think twice, she oughta do right by **[D]** me **[D]**

Verse 3

I **[G]** think I'm gonna be sad, I think it's today, yeah
The **[G]** girl that's drivin' me mad, is going a - **[Am]** way **[D]** yeah
[Em] She's got a ticket to **[C]** ride
[Em] She's got a ticket to **[F]** ri-i-ide
[Em] She's got a ticket to **[D]** ride
But she don't **[G]** care **[G]**

Bridge

I **[C]** don't know why she's ridin' so high
She oughta **[C]** think twice, she oughta do right by **[D]** me
Be - **[C]** fore she gets to sayin' goodbye
She oughta **[C]** think twice, she oughta do right by **[D]** me **[D]**

Verse 4

She [G] said that livin' with me, was bringin' her down, yeah
[G] She would never be free, when I was a - [Am] round [D]
[Em] She's got a ticket to [C] ride
[Em] She's got a ticket to [F] ri-i-ide
[Em] She's got a ticket to [D] ride But she don't [G] care [G↓]

Ending

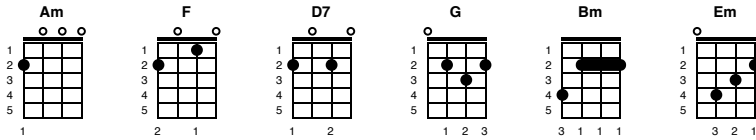
My baby don't [G] care [G]
My baby don't [G] care [G]
My baby don't [G] care [G]
My baby don't [G] care [G↓]

Foot of page:

Help. 1965. Lennon/McCartney. In G. (Originally A)

Key of Am

UK, Aus, Can, Ned, Nor, USA.



4/4 time. Fast. 1, 2, 1 2 3 4 (Straight in).

[Am] Help, I [Am] need somebody [F] help not just [F] anybody
[D7] Help you know I [D7] need someone [G] he-[G]-elp

Verse 1

[G] _ When I was [G] younger so much [Bm] younger than to-[Bm]-day
[Em] _ I never needed [Em] anybody's [C/] help in [F/] any [G] way
[G] _ But now these [G] days are gone I'm [Bm] not so self as-[Bm]-sured
[Em] _ Now I find I've [Em] changed my mind I've [C/] opened [F/] up the [G] doors

Chorus

[Am] Help me if you [Am] can I'm feeling [Am] down [Am/]
[G/] And I [F] do appreci-[F]-ate you being [F] 'round [F/] [Em/]
[D7] Help me get my [D7] feet back on the [D7] ground
[D7] _ _ Won't you [G] please [G] please help [G] me [G]

Verse 2

[G] _ And now my [G] life has changed in [Bm] oh so many [Bm] ways
[Em] _ My inde-[Em]-pendence seems to [C/] vanish [F/] in the [G] haze
[G] _ But every [G] now and then I [Bm] feel so inse-[Bm]-cure
[Em] _ I know that I just [Em] need you like I've [C/] never [F/] done be-[G]-fore

Chorus

[Am] Help me if you [Am] can I'm feeling [Am] down [Am/]
[G/] And I [F] do appreci-[F]-ate you being [F] 'round [F/] [Em/]
[D7] Help me get my [D7] feet back on the [D7] ground
[D7] _ _ Won't you [G] please [G] please help [G] me [G]

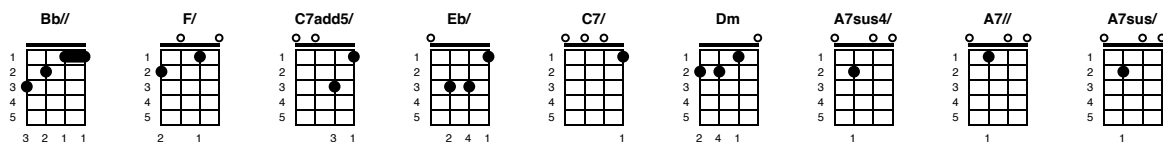
Verse 3

[G] _ When I was [G] younger so much [Bm] younger than to-[Bm]-day
[Em] _ I never needed [Em] anybody's [C/] help in [F/] any-[G]-way
[G] _ But now these [G] days are gone I'm [Bm] not so self as-[Bm]-sured
[Em] _ Now I find I've [Em] changed my mind I've [C/] opened [F/] up the [G] doors

Ending

[Am] Help me if you [Am] can I'm feeling [Am] down [Am/]
[G/] And I [F] do appreci-[F]-ate you being [F] 'round [F/] [Em/]
[D7] Help me get my [D7] feet back on the [D7] ground
[D7] _ _ Won't you [G] please [G] please help
[G] Me help [G] me help [G] me [G~] ooo

We Can Work It Out. 1965. Lennon/McCartney. The Beatles. Key of F



Intro. [F//] [Bb//] [F↓] 2, 3, 4

4/4 time

[F/] _ Try to see it [C7add5↓] my [F↓] way

[F/] _ Do I have to [C7add5/] keep on talking [Eb/] till I can't go [F/] on?

[F/] _ While you see it [C7add5↓] your [F↓] way

[F/] _ Run the risk of [C7add5/] knowing that our [Eb/] love may soon be [F/] gone

[Bb/] We can work it [F/] out, [Bb/] we can work it [C7/] out

[F/] _ Think of what you're [C7add5↓] say-[F↓]-ing

[F/] _ You can get it [C7add5/] wrong and still you [Eb/] think that it's al-[F/]right

[F/] _ Think of what I'm [C7add5↓] say-[F↓]-ing

[F/] _ We can work it [C7add5/] out and get it [Eb/] straight, or say good-[F/]night

[Bb/] We can work it [F/] out, [Bb/] we can work it [C7/] out

[Dm] Life is very [Dm] short and there's no [Gm7] ti-i-i-i-[A7sus4/]-ime for

3/4 time

[A7//] Fussing and [Dm//] fighting, my [F//] friend [Bb//] [A7//]

4/4 time

[Dm] I have always [Dm] thought, that it's a [Gm7] cri-i-i-i-[A7sus/]-ime so [A7/] I will

3/4 time

[Dm//] Ask you [F//] once a-[Bb//]-gain [A7//]

4/4 time

[F/] _ Try to see it [C7add5↓] my [F↓] way

[F/] _ Only time will [C7add5/] tell if I am [Eb/] right or I am [F/] wrong

[F/] _ While you see it [C7add5↓] your [F↓] way

[F/] _ There's a chance that [C7add5/] we may fall a-[Eb/]part before too [F/] long

[Bb/] We can work it [F/] out, [Bb/] we can work it [C7/] out

[Dm] Life is very [Dm] short and there's no [Gm7] ti-i-i-i-[A7sus4/]-ime for

3/4 time

[A7//] Fussing and [Dm//] fighting, my [F//] friend [Bb//] [A7//]

4/4 time

[Dm] I have always [Dm] thought, that it's a [Gm7] cri-i-i-i-[A7sus/]-ime so [A7/] I will

3/4 time

[Dm//] Ask you [F//] once a-[Bb//]-gain [A7//]

4/4 time

[F/] _ Try to see it [C7add5↓] my [F↓] way

[F/] _ Only time will [C7add5/] tell if I am [Eb/] right or I am [F/] wrong

[F/] _ While you see it [C7add5↓] your [F↓] way

[F/] _ There's a chance that [C7add5/] we may fall a-[Eb/] -part before too [F/] long

[Bb/] We can work it [F/] out, [Bb/] we can work it [C7/] out

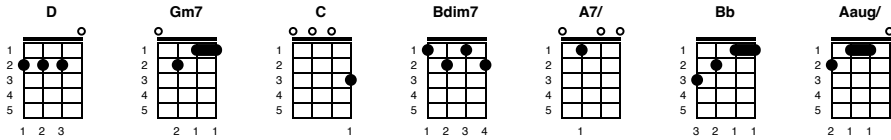
3/4 time [F//] [Bb//] [F↓]

Page end

Michelle my belle. 1965. The Beatles

Key of D

Bel, France, Nor, Ned and NZ.



4/4 time gently 1 2 3 4

Chorus 1

[D] Michelle, [Gm7] _ ma belle

[C] these are words that [Bdim7] go together [A7/] well,

[Bdim7/] - my Mi-[A7/]-chelle

Chorus 2

[D] Michelle [Gm7] _ ma belle,

[C] sont les mots qui [Bdim7] vont tres bien en-[A/]-semble

[Bdim7//] (triplet) tres bien en-[A7/]-semble

Chorus Verse 1

I [Dm//] (triplet) love you I, [Dm//] (triplet) love you I, [Dm] love you

[Dm7] - that's all I want to [Bb] say

Un-[A7] til I find the [Dm] wa-ay I will

[Dm/] say the [Aaug/] only [F] words I know that [Gm7] you'll under-[A]-stand

Chorus 2

[D] Michelle [Gm7] _ ma belle,

[C] sont les mots qui [Bdim7] vont tres bien en-[A7/]-semble

[Bdim7//] (triplet) tres bien en-[A]-semble

Verse 2

I [Dm](triplet) need to I, [Dm](triplet) need to, I [Dm] need to

[Dm7] _ I need to make you [Bb] see

[A7] - Oh what you mean to [Dm] me-e, u-un-[Dm/]-til I [Aaug/] do,

I'm [F] hoping you will [Gm7] kno-ow what I [A] mean

Interlude

[D] _ I love you-[Gm7]-ou-[C]-ou [Bdim7] [A/] [Bdim7//](triplet) [A]

Instrumental

[D] Michelle [Gm7] _ ma belle,

[C] sont les mots qui [Bdim7] vont tres bien en-[A7/]-semble

[Bdim7//] (triplet) tres bien en-[A]-semble

Verse 3

I [Dm//] (triplet) want you I, [Dm//] (triplet) want you I, [Dm] want you

[Dm7] _ I think you know by [Bb] now [A7] - I'll get to you some-[Dm] ho-ow,

u-un-[Dm/]-til I [Aaug/] do I'm [F] telling you so [Gm7] you'll under-[A]-stand.

Ending

[D] Michelle [Gm7] _ ma belle,

[C] sont les mots qui [Bdim7] vont tres bien en-[A]-semble

[Bdim7//] (triplet) tres bien en-[A]-semble

I will [Dm] say the only [Dm/] words I

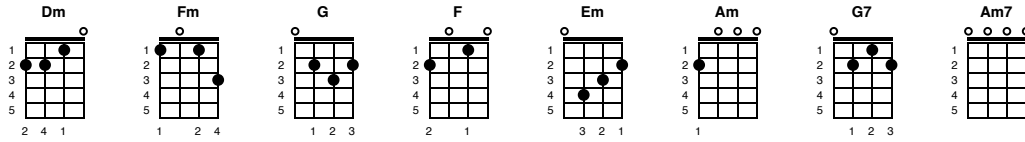
[Aug/] know that [Bb] you'll under-[A7]-stand my Mi-[D]-chelle [D↓]

Pabg end

Nowhere Man. 1965. The Beatles.

Lennon/McCartney. Aus, Ger.

Key of F
121 BPM in 4/4



4/4 time. 1, 2, 1 2 3 4.

[Dm] Isn't he a [Fm] bit like you and [C] me? [Dm7/] [G7/]

Verse 1

[C] He's a real [G] nowhere man. [F] Sitting in his [C] nowhere land
[Dm] Making all his [Fm] nowhere plans for [C] nobody [Dm7/] [G7/]

Verse 2

[C] Doesn't have a [G] point of view. [F] Knows not where he's [C] going to
[Dm] Isn't he a [Fm] bit like you and [C] me? [C]

Chorus 1

Aaahhh Oh la la la
Nowhere [Em] Man, please [Am] listen
Aaahhh Oh la la la
You don't [Em] know what you're [Am] missing
Aaahhh Oh la la la Oh la la la laaaaa
Nowhere [Em] Man, the [Am] world is [Dm] at your command [G7sus/] [G7]

Verse 3

[C] He's as blind as [G] he can be. [F] Just sees what he [C] wants to see
[Dm] Nowhere Man can [Fm] you see me at [C] all? [C]

Chorus 2

Aaahhh Oh la la la
Nowhere [Em] Man, don't [Am] worry
Aaahhh Oh la la la
Take your [Em] time, don't [Am] hurry
Aaahhh Oh la la la Oh la la la laaaaa
Leave it [Em] all till [Am] somebody else [Dm] lends you a hand [G7sus/] [G7]

Verse 2

[C] Doesn't have a [G] point of view
[F] Knows not where he's [C] going to
[Dm] Isn't he a [Fm] bit like you and [C] me? [C]

Chorus 3

Aaahhh Oh la la la
Nowhere [Em] Man, please [Am] listen
Aaahhh Oh la la la

You don't **[Em]** know what you're **[Am]** missing

Aaahhh

Oh la la la

Oh la la la laaaaa

Nowhere **[Em]** Man, the **[Am]** world is **[Dm]** at your command **[G7sus/]** **[G7]**

Ending

[C] He's a real **[G]** Nowhere Man

[F] Sitting in his **[C]** nowhere land

[Dm] Making all his **[Fm]** nowhere plans for **[C]** nobody **[Am7]**

[Dm] Making all his **[Fm]** nowhere plans for **[C]** nobody **[Am7]**

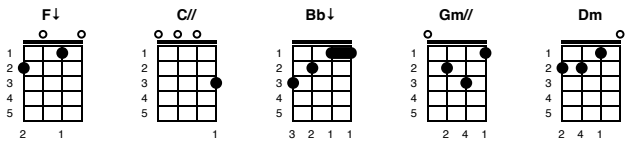
[Dm] Making all his **[Fm]** nowhere plans for **[C]** nobody **[Cmaj7~]**

Foot of page:

Yellow Submarine. 1966. The Beatles.

Key of F

No.1 with Eleanor Rigby. Double A side disc. UK, Aus, Aut, Bel, Can, Ger, Ned, Nor, NZ



4/4time. 1, 2, 1 2 3 Straight in

Verse 1

[F↓] In the [C//] town where [Bb↓] I was [F//] born
[Dm↓] Lived a [Gm//] man who [Bb↓] sailed to [C//] sea
[F↓] And he [C//] told us [Bb↓] of his [F//] life
[Dm↓] In the [Gm//] land of [Bb↓] subma-[C//]-rines

Verse 2

[F↓] So we [C//] sailed on [Bb↓] to the [F//] sun
[Dm↓] 'Til we [Gm//] found a [Bb↓] sea of [C//] green
[F↓] And we [C//] lived be-[Bb↓]-neath the [F//] waves
[Dm↓] In our [Gm//] yellow [Bb↓] subma-[C//]-rine (4th beat, breathe in)

Chorus

[F] We all live in a [C] yellow submarine,
[C] yellow submarine, [F] yellow submarine
[F] We all live in a [C] yellow submarine,
[C] yellow submarine, [F//] yellow submarine

Verse 3

[F↓] And our [C//] friends are [Bb↓] all on [F//] board
[Dm↓] Many [Gm//] more of them [Bb↓] live next [C//] door
[F↓] And the [C//] band be-[Bb↓]-gins to [F//] play
[F] Instrumental Brass Kazoo

Chorus

[F] We all live in a [C] yellow submarine,
[C] yellow submarine, [F] yellow submarine
[F] We all live in a [C] yellow submarine,
[C] yellow submarine, [F//] yellow submarine

Instrumental Verse Chords

[F↓] In the [C//] town where [Bb↓] I was [F//] born
[Dm↓] Lived a [Gm//] man who [Bb↓] sailed to [C//] sea
[F↓] And he [C//] told us [Bb↓] of his [F//] life
[Dm↓] In the [Gm//] land of [Bb↓] subma-[C//]-rines

Words Said during Instrumental

Full steam ahead, Mister Boatswain, full steam ahead
Full steam ahead it is, Sergeant
Cut the cable, drop the cable

Aye-aye, sir, aye-aye
Captain, captain

Verse 4

[F↓] As we **[C//]** live a **[Bb↓]** life of **[F//]** ease (a life of ease)

[Dm↓] Every **[Gm//]** one of us (every one of us)

Has **[Bb↓]** all we **[C//]** need (has all we need)

[F↓] Sky of **[C//]** blue (sky of blue)

And **[Bb↓]** sea of **[F//]** green (sea of green)

[Dm↓] In our **[Gm//]** yellow (in our yellow) **[Bb↓]** Subma-**[C//]**-rine (submarine, aha)..

Chorus

[F] We all live in a **[C]** yellow submarine,

[C] yellow submarine, **[F]** yellow submarine

[F] We all live in a **[C]** yellow submarine,

[C] yellow submarine, **[F]** yellow submarine

[F] We all live in a **[C]** yellow submarine,

[C] yellow submarine, **[F]** yellow submarine

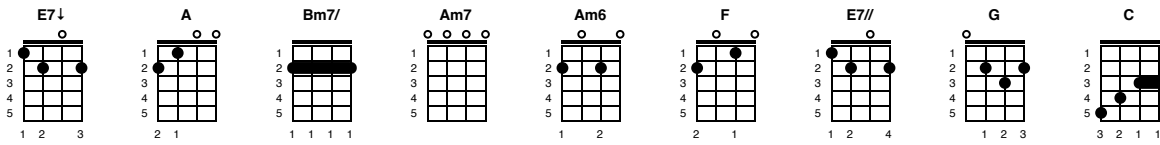
[F] We all live in a **[C]** yellow submarine,

[C] yellow submarine, **[F//]** yellow submarine

Penny Lane. 1967. The Beatles.

Key of E

Aus, Can, Ger, Ned, NZ, USA.



4/4 time moderate tempo 1 2 3 4, [E7↓] [E7↓] [E7↓]

Verse 1

[NC] In Penny [A] Lane there is a barber showing [Bm7/] photographs
[E7/] _ Of every [A] head he's had the pleasure to [Am7] know. _ _
And all the [Am6] people that come and [F] go _
Stop and [E7] say "Hello". [E7//]

Verse 2

[NC] On the [A] corner is a banker with a [Bm7/] motorcar,
[E7/] _ And little [A] children laugh at him behind his [Am7] back. _ _
And the [Am6] banker never wears a [F] mac _
In the [E7] pouring rain, [D//] very strange. _ [NC] Penny

Chorus

[G] (sing D) Lane is in my [G] ears and in my [C] eyes. [C]
[G] There beneath the [G] blue suburban [C//] skies I sit
And [B↓] mean-[E7]-while back in Penny

Verse 3

[A] Lane there is a fireman with an [Bm7/] hourglass,
[E7/] - and in his [A] pocket is a portrait of the [Am7] Queen.
He likes to [Am6] keep his fire engine [F] clean,
It's a [E7] clean machine. [Ding Ding etc] [E7]

Instrumental

[A] Lane there is a fireman with an [Bm7/] hourglass,
[E7/] - and in his [A] pocket is a portrait of the [Am7] Queen.
He likes to [Am6] keep his fire engine [F] clean,
It's a [E7] clean machine. [D//]

Chorus

[NC] Penny [G] (sing D) Lane is in my [G] ears and in my [C] eyes. [C]
[G] _ _ A four of [G] fish and finger [C] pies
In summer. [B↓] Mean-[E7//]-while back

Verse 4

Behind the [A] shelter in the middle of the [Bm7/] roundabout
[E7/] - The pretty [A] nurse is selling poppies from a [Am7] tray.
And though she [Am6] feels as if she's in a [F] (sing high) play,

She is [E7] anyway. [E7//]

Verse 5

[NC] In Penny [A] Lane the barber shaves another [Bm7/] customer,
[E7/] - We see the [A] banker sitting waiting for a [Am7] trim,
And then the [Am6] fireman rushes [F] in _
From the [E7] pouring rain, [D//] very strange. _ [NC] Penny

Chorus

[G] Lane is in my [G] ears and in my [C] eyes. [C]
[G] There beneath the [G] blue suburban [C] skies
I sit and [B↓] mean-[E7/]-while back

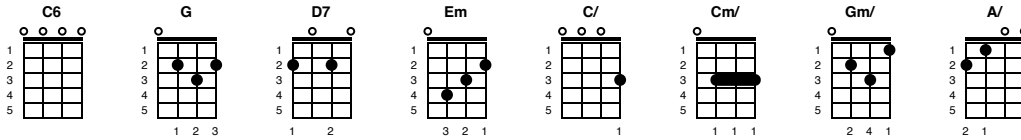
Ending

[NC] Penny [A] (sing E) Lane is in my [A] ears and in my [D] eyes. [D]
[A] There beneath the [A] blue suburban [D] skies
[A] _ _ Penny Lane! [A] (slowing) [A↓]

Hello, Goodbye. 1967. The Beatles. Lennon/McCartney.

Key of C

UK, Aus, Can, Ger, Ned, Nor, NZ, USA



4/4 time. straight in. 1 2 3 4 (sing C)

Verse 1

[C6] You say yes, **[G]** I say no

[D7] You say stop and **[Em]** I say go go **[D7]** go, **[Em]** (o-oh) _ oh **[D7]** no

[D7↓] You **[G↓]** say good-**[D7↓]**-bye **[D7↓]** - and **[C↓]** I **[C↓]** say
hel-**[G]**-lo _ - Hello hel-**[G]**-lo I don't know **[C/]** why you say good-**[Cm/]**-bye,
I say hel-**[G]**-lo _ - Hello hel-**[G]**-lo

I don't know **[C/]** why you say good-**[Cm/]**-bye, I say hel-**[G]**-lo

Verse 2

[C6] I say high, **[G]** you say low

[D7] You say why but **[Em]** I say I don't **[D7]** know, **[Em]** o-oh _ oh **[D7]** no

[D7↓] You **[G↓]** say good-**[D7↓]**-bye **[D7↓]** - and **[C↓]** I **[C↓]** say
hel-**[G]**-lo _ - Hello hel-**[G]**-lo I don't know **[C/]** why you say good-**[Cm/]**-bye,
I say hel-**[G]**-lo _ - Hello hel-**[G]**-lo

I don't know **[C/]** why you say good-**[Cm/]**-bye, I say hel-**[G]**-lo

Verse 3

[C6] I say high, **[G]** you say low why why why

[D7] why why why do you **[Em]** say good-bye good-**[D7]**-by-bye bye-bye bye-bye
bye-bye, **[Em]** _ _ _ oh **[D7]** no

[D7↓] You **[G↓]** say good-**[D7↓]**-bye **[D7↓]** - and **[C↓]** I **[C↓]** say
hel-**[G]**-lo _ - Hello hel-**[G]**-lo I don't know **[C/]** why you say good-**[Cm/]**-bye,
I say hel-**[G]**-lo _ - Hello hel-**[G]**-lo

I don't know **[C/]** why you say good-**[Cm/]**-bye, I say hel-**[G]**-lo

Verse 4 & false ending (and echos)

[C6] You say yes (I say yes) **[G]** I say no (I say no)

[D7] You say stop and **[Em]** I say go go **[D7]** go, **[Em]** o-oh _ oh **[D7]** no

[D7↓] You **[G↓]** say good-**[D7↓]**-bye **[D7↓]** - and **[C↓]** I **[C↓]** say
hel-**[G]**-lo _ - Hello hel-**[G]**-lo I don't know **[C/]** why you say good-**[Cm/]**-bye,
I say hel-**[G]**-lo _ - Hello hel-**[G]**-lo

I don't know **[C/]** why you say good-**[Cm/]** -bye, I say hel-**[G]**-lo _ - Hello hel-**[G]**-lo

I don't know **[C/]** why you say good-**[Cm/]**-bye,

I say hel-**[Cm/]**-lo-o-**[Gm/]**-o-o **[A/]**-o-o-**[C/]**-o hel-**[G↓]**-lo-**[G↓]**-o-**[G↓]**-o (1 2 3 4)

Ending

[G] Hela hela hel-**[G]**-loa, (2 3 4). **[G]** Hela hela hel-**[G]**-loa, n-cha n-cha n-cha

[G] Hela hela hel-**[G]**-loa, (2) woo. **[G]** Hela hela hel-**[G]**-loa, (2) hela

[G] Hela hela hel-**[G]**-loa, n-cha n-cha n-cha. **[G]** Hela hela hel-**[G]**-loa, (2 3)

Slowing

I don't know [C/] why you say good-[Cm/]-bye,

I say hel-[Cm/]-lo-o-[Gm/]-o-o [A/]-o-o-[C/]-o hel-[G↓]-lo-[G↓]-o-[G~]-o

Page end

No. 1 in United States, the United Kingdom, New Zealand, Canada, Australia and several other countries. 27/100

This song was created as a songwriting experiment, when Alistair Taylor, an assistant of Brian Epstein, once asked Paul McCartney how he wrote so many songs. McCartney sat at his harmonium and told Taylor to say antonyms to every word McCartney would be singing.

John Lennon didn't like this song very much not only because it was meaningless for him, but also because it was released as the A-side on the single, whilst his song "I Am The Walrus" was the B-side.

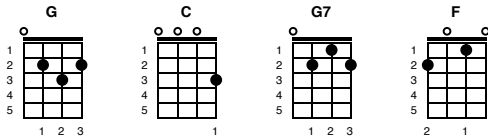
The fake ending of this song drove radio DJ crazy because they thought the song was over and they were caught unprepared.

Hey Jude. 1968. The Beatles

Key of C

UK, Aus, Aut, Bel, Can, Ger, Nld, Nor, NZ, Swi, USA

4/4



Verse 1 - Straight In

4/4 time. Slow. Count 1 2 3 4 , 1 2 3

Hey [C] Jude, don't make it [G] bad. Take a [G7] sad song, and make it [C] better
Re-[F]-member, to let her into your [C] heart
Then you can sta-[G7]-art to make it [C/] better [C↓] _

Verse 2

Hey [C] Jude, don't be a-[G]-fraid. You were [G7] made to go out and [C] get her
The [F] minute you let her under your [C] skin
Then you be-[G7]-gin to make it [C] better

Chorus 1

[C7] - And any time you feel the [F/] pain hey [C/] Jude re-[Dm]-frain
Don't carry the [G7] world upon your [C] shoulder
[C7] - For well you know that it's a [F/] fool who [C/] plays it [Dm] cool
By making his [G7] world a little [C] colder
- Na-na-na [C7/] naa naa, [G/] naa na - [G7] na naaa Mmmm [G7↓] _ _

Verse 3

Hey [C] Jude, don't let me [G] down. You have [G7] found her, now go and [C] get her
Re-[F]-member, to let her into your [C] heart
Then you can sta-[G7]-art to make it [C] better

Chorus 2

[C7] - So let it out and let it [F/] in, hey [C/] Jude, be-[Dm]-gin
You're waiting for [G7] someone to per-[C]-form with
[C7] - And don't you know that it's just [F/] you, hey [C/] Jude, you'll [Dm] do
The movement you [G7] need is on your [C] shoulder
- Na-na-na [C7/] naa naa, [G/] naa na- [G7] na naaa [G7↓] _

Verse 4

Hey [C] Jude, don't make it [G] bad. Take a [G7] sad song, and make it [C] better
Re-[F]-member, to let her under your [C] skin
Then you'll begi-[G7]-in, to make it
[C] Better better better better [C/] better better [C↓] wohhh! [_2_3_4]

Ending

[C] Naa na-na [Bb] na-na-na naa, [F] Na-na-na naa, Hey [C] Jude
[C] Naa na-na [Bb] na-na-na naa, [F] Na-na-na naa, Hey [C] Jude

[C] Naa na-na [Bb] na-na-na naa, [F] Na-na-na naa, Hey [C] Jude
[C] Naa na-na [Bb] na-na-na naa, [F] Na-na-na naa, Hey [C] Jude
[C] [C] [C↓] [G↓] [C↓]

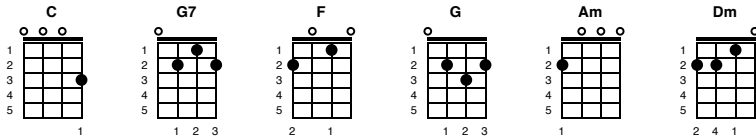
Foot of page:

Ob-La-Di Ob-La-Da. 1968. The Beatles

Aus, Aut, Ger, Nor, NZ

Key of C

4/4



4/4 time. 1, 2, 1 2 3 4. [C] [C]

Verse 1

[C] Desmond had a barrow in the [G7] market place

[G7] Molly is the singer in a [C] band

[C] Desmond says to Molly girl I [F] like your face

And Molly [C] says this as she [G7] takes him by the [C] hand

Chorus

Obla [C] Di Obla Da life goes [G/] on [Am/] bra, [C] La la how the [G7/] life goes [C] on

Obla [C] Di Obla Da life goes [G/] on [Am/] bra, [C] La la how the [G7/] life goes [C] on

Verse 2

[C] Desmond takes a trolley to the [G7] jeweller's store

[G7] Buys a twenty carat golden [C] ring

[C] Takes it back to Molly waiting [F] at the door

And as he [C] gives it to her [G7] she begins to [C] sing

Chorus

Obla [C] Di Obla Da life goes [G/] on [Am/] bra, [C] La la how the [G7/] life goes [C] on

Obla [C] Di Obla Da life goes [G/] on [Am/] bra, [C] La la how the [G7/] life goes [C] on

Bridge

[F] In a couple of years they have [F] built a home sweet [C] home [C7]

[F] With a couple of kids running [F] in the yard

Of [C] Desmond and Molly [G7] Jones

Verse 3

[C] Happy ever after in the [G7] market place

[G7] Desmond lets the children lend a [C] hand

[C] Molly stays at home and does her [F] pretty face

And in the [C] evening she still [G7] sings it with the [C] band

Chorus

Obla [C] Di Obla Da life goes [G/] on [Am/] bra, [C] La la how the [G7/] life goes [C] on

Obla [C] Di Obla Da life goes [G/] on [Am/] bra, [C] La la how the [G7/] life goes [C] on

Bridge

[F] In a couple of years they have [F] built a home sweet [C] home [C7]

[F] With a couple of kids running [F] in the yard
Of [C] Desmond and Molly [G7] Jones

Verse 4

[C] Happy ever after in the [G7] market place
[G7] Molly lets the children lend a [C] hand
[C] Desmond stays at home and does his [F] pretty face
And in the [C/] evening he's a [G7/] singer with the [C] band

Ending

Obla [C] Di Obla Da life goes [G/] on [Am/] bra, [C/] La la how the [G7/] life goes [C] on
Obla [C] Di Obla Da life goes [G/] on [Am/] bra, [C/] La la how the [G7/] life goes [Am] on
And if you [Dm] want some more, sing [G7/] Obladi bla [C↓] da!

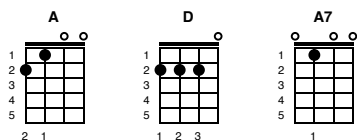
Foot of page:

Get Back. 1969. The Beatles.

UK, Aus, Aut, Bel, Can, Ger, Ned, Nor, NZ, Swi, USA

Key of A

4/4



4/4 time 1, 2, 1 2 3 4. Intro, Increasing in volume.

[A] [A] [D] [A] [G↓] [D↓]

Verse 1

[A] Jo Jo was a man who [A7] thought he was a loner

[D] But he knew it couldn't [A] last

[A] Jo Jo left his home in [A7] Tucson, Arizona

[D] For some California [A] grass

Chorus

Get [A] back, [A7] _ get [A] back, [A7] _ get [D] back to where you
once be-[A]-longed [G↓] [D↓]

Get [A] back, [A7] _ get [A] back, [A7] _ get [D] back to where you
once be-[A]-longed [G↓] [D↓] (get back Jojo!)

Instrumental

[A] [A7] [A] [A7] [D] [A] [G↓] [D↓]

[A] [A7] [A] [A7] [D] [A] [G↓] [D↓]

Chorus

Get [A] back, [A7] _ get [A] back, [A7] _ get [D] back to where you
once be-[A]-longed [G↓] [D↓]

Get [A] back, [A7] _ get [A] back, [A7] _ get [D] back to where you
once be-[A]-longed [G↓] [D↓] (get back Jojo!)

Instrumental

[A] [A7] [A] [A7] [D] [A] [G↓] [D↓]

[A] [A7] [A] [A7] [D] [A] [G↓] [D↓]

Verse 3

[A] Sweet Lorreta Martin [A7] thought she was a woman

[D] But she was another [A] man

[A] All the girls around her [A7] say she's got it comin'

[D] But she gets it while she [A] can [G↓] [D↓]

Chorus

Get [A] back, [A7] _ get [A] back, [A7] _ get [D] back to where you
once be-[A]-longed [G↓] [D↓]

Get [A] back, [A7] _ get [A] back, [A7] _ get [D] back to where you
once be-[A]-longed [G↓] [D↓] (get back Jojo!)

Instrumental

[A] [A7] [A] [A7] [D] [A] [G↓] [D↓]
[A] [A7] [A] [A7] [D] [A] [G↓] [D↓]

Final Chorus

Get [A] back, [A7] _ get [A] back, [A7] _ get [D] back to where you
once be-[A]-longed [G↓] [D↓]

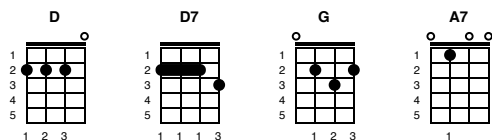
Get [A] back, [A7] _ get [A] back, [A7] _ get [D] back to where you
once be-[A↓]-longed [A↓] [A↓] [A↓]

Foot of page:

The Ballad of John and Yoko. 1969. The Beatles.

Key of D

UK, Aus, Aut, Bel, Ger, Ned, Nor, NZ, Swi, USA



4/4 time. 1, 2, 1 2 3 4. [D] [D]. (1st note sing A)

Verse 1

[D] Standing in the dock at Sou-[D]-thampton,

[D] Trying to get to Holland or [D] France.

The [D7] man in the mac said, "You've [D7] got to go back".

You know they [D7] didn't even give us a [D7] chance.

Chorus.

Christ you know it ain't [G] easy, [G] _ You know how hard it can [D] be.

[D] _ _ The way things are [A7] going. [A7] _ They're going to crucify [D] me. [D]

Verse 2

[D] Finally made the plane into [D] Paris,

[D] Honey mooning down by the [D] Seine.

Peter [D7] Brown called to say, "You can [D7] make it O.K.,

You can get [D7] married in Gibraltar, near [D7] Spain".

Chorus.

Christ you know it ain't [G] easy, [G] _ You know how hard it can [D] be.

[D] _ _ The way things are [A7] going. [A7] _ They're going to crucify [D] me. [D]

Verse 3

Drove from [D] Paris to the Amsterdam [D] Hilton,

[D] Talking in our beds for a [D] week.

The [D7] newspapers said, "Say what you [D7] doing in bed?"

I said, "We're [D7] only trying to get us some [D7] peace".

Chorus.

Christ you know it ain't [G] easy, [G] _ You know how hard it can [D] be.

[D] _ _ The way things are [A7] going. [A7] _ They're going to crucify [D] me. [D]

Bridge.

[G] Saving up your money for a [G] rainy day,

[G] Giving all your clothes to charity. [G]

[G] Last night the wife said, [G] "Oh boy, when you're dead

You [G] don't take nothing with you but your [G] so-oul - think!" [G↓] [G↓] [G↓]

Verse 4

[D] Made a lightning trip to Vi-[D]-enna,

[D] eating chocolate cake in a [D] bag.

The [D7] newspapers said, "She's [D7] gone to his head,

They [D7] look just like two gurus in [D7] drag".

Chorus.

Christ you know it ain't [G] easy, [G] _ You know how hard it can [D] be.
[D] _ _ The way things are [A7] going. [A7] _ They're going to crucify [D] me. [D]

Verse 5

[D] Caught an early plane back to [D] London.
[D] Fifty acorns tied in a [D] sack.
The [D7] men from the press said, "We [D7] wish you success,
It's [D7] good to have the both of you [D7] back".

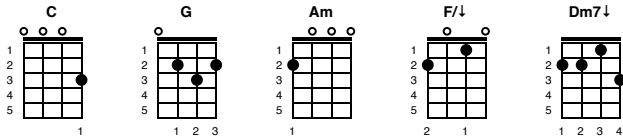
Ending Chorus.

Christ you know it ain't [G] easy, [G] _ You know how hard it can [D] be.
[D] _ _ The way things are [A7] going. [A7] _ They're going to crucify [D] me.
[D] _ _ The way things are [A7] going. [A7] _ They're going to crucify [D] me. [D↓] [A7↓] [D↓]

Let it Be. 1970. The Beatles.

Key of C

No.1 album in UK. Aus, Aut, Can, Ned, Nor, NZ, Swi, USA



4/4 timing Intro: 1, 2, 1 2 3 4. (play 2 strums/bar for intro, & up to Verse 2).

[C] find myself in [G] times of trouble,

[Am] Mother Mary [F] comes to me

[C] Speaking words of [G] wisdom, let it [F/↓] be [C↓] [Dm7↓] [C//↓]

Verse 1

(NC) When I [C] find myself in [G] times of trouble,

[Am] Mother Mary [F] comes to me

[C] Speaking words of [G] wisdom, let it [F/↓] be [C↓] [Dm7↓] [C]

And [C] in my hour of [G] darkness,

she is [Am] standing right in [F] front of me

[C] Speaking words of [G] wisdom, let it [F/↓] be [C↓] [Dm7↓] [C]

Chorus

Let it [Am] be, let it [G] be, let it [F] be, let it [C] be

[C] Whisper words of [G] wisdom, let it [F/↓] be [C↓] [Dm7↓] [C]

Verse 2

And [C] when the broken [G] hearted people

[Am] living in the [F] world agree

[C] There will be an [G] answer, let it [F/↓] be [C↓] [Dm7↓] [C]

For [C] though they may be [G] parted, there is

[Am] still a chance that [F] they will see

[C] There will be an [G] answer, let it [F/↓] be [C↓] [Dm7↓] [C]

Chorus

Let it [Am] be, let it [G] be, let it [F] be, let it [C] be

[C] There will be an [G] answer, let it [F/↓] be [C↓] [Dm7↓] [C]

Let it [Am] be, let it [G] be, let it [F] be, let it [C] be

[C] Whisper words of [G] wisdom, let it [F/↓] be [C↓] [Dm7↓] [C]

Instrumental

[F/↓] [C↓] [Dm7↓] [C/↓] [Dm7↓] [C↓] [G/↓] [F/↓] [C//↓]

[F/↓] [C↓] [Dm7↓] [C/↓] [Dm7↓] [C↓] [G/↓] [F/↓] [C]

[C] [G] [Am] [F] [C] [G] [F/↓] [C↓] [Dm7↓] [C]

[C] [G] [Am] [F] [C] [G] [F/↓] [C↓] [Dm7↓] [C]

Chorus

Let it [Am] be, let it [G] be, let it [F] be, let it [C] be

[C] Whisper words of [G] wisdom, let it [F/↓] be [C↓] [Dm7↓] [C]

Verse 3

And [C] when the night is [G] cloudy there is

[Am] still a light that [F] shines on me

[C] Shine until to-[G]-morrow, let it [F/↓] be [C↓] [Dm7↓] [C]

I [C] wake up to the [G] sound of music,

[Am] Mother Mary [F] comes to me

[C] Speaking words of [G] wisdom, let it [F/↓] be [C↓] [Dm7↓] [C]

Chorus

Let it [Am] be, let it [G] be, let it [F] be, let it [C] be

[C] There will be an [G] answer, let it [F/↓] be [C↓] [Dm7↓] [C]

Let it [Am] be, let it [G] be, let it [F] be, let it [C] be

[C] Whisper words of [G] wisdom, let it [F/↓] be [C↓] [Dm7↓] [C///↓]

(slowing), Outro.

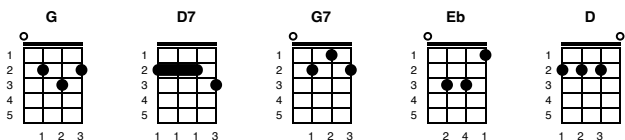
[F/↓] [C↓] [Dm7↓] [C/↓] [Dm7↓] [C↓] [G/↓] [F/↓] [C/↓]

I Saw Her Standing There. 1963. The Beatles.

Lennon & McCartney. Aus, Can, NZ, USA

Key of G

4/4



4/4 time 1, 2, 1 2 3 4 Intro [G/] [C7/] [G/] [C7/] [G/] [C7/] [G↓]

Verse 1

[NC] Well, she was [G] just, seven-[G]-teen, if you [C7] know what I [C7] mean
And the [G] way she looked was [G] way beyond com-[D7]-pare [D7]
So [G] how could I [G7] dance with an [C] other
[Eb] (Oooh) when I [G] saw her [D7] standing [G] there [G]

Verse 2

Well [G] she, looked at [G] me and [C7] I, I could [C7] see
That [G] before too long, I'd [G] fall in love with [D7] her [D7]
[G] She wouldn't [G7] dance with an-[C]-other
[Eb] (Oooh) when I [G] saw her [D7] standing [G] there [G7]

Bridge

Well, my [C7] heart went [C7] boom, when I [C7] crossed that [C7] room
And I [C7] held her [C7] hand in [D7] mi-ii-[D7]-ii-[C7]-ine [C7↓]

Verse 3

Oh, we [G] danced through the [G] night and we [C7] held each other [C7] tight
And [G] before too long I fell in love with [D7] her [D7]
Now [G] I'll never [G7] dance with an-[C]-other
[Eb] (Oooh) when I [G] saw her [D7] standing [G] there [G7]

Bridge

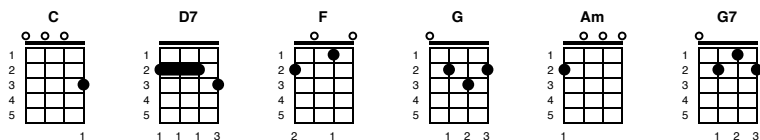
Well, my [C7] heart went [C7] boom, when I [C7] crossed that [C7] room
And I [C7] held her [C7] hand in [D7] mi-ii-[D7]-ii-[C7]-ine [C7↓]

Verse 4

Oh, we [G] danced through the night and we [C7] held each other [C7] tight
And [G] before too long I fell in love with [D7] her [D7]
Now [G] I'll never [G7] dance with an-[C]-other [Eb] (Oooh)
Since I [G] saw her [D] standing [G] there
Since I [G] saw her [D] standing [G] there [G↓] [D↓] [G↓]

Eight Days A Week. 1964. The Beatles.

Key of C
136 BPM in 4/4



4/4 time. 1, 2, 1 2 3 4 Intro

[C/-/-/] [D7/-/-/] [F/-/-/] [C↓]

Verse 1

[C] Ooh I need your [D7] love babe [F] guess you know it's [C] true
[C] Hope you need my [D7] love babe [F] just like I need [C] you
[Am/-/-/] Hold me [F/-/-/] love me [Am/-/-/] hold me [D7/-/-/] love me
[C] Ain't got nothing but [D7] love babe [F] eight days a [C] week

Verse 2

[C] Love you every [D7] day girl [F] always on my [C] mind
[C] One thing I can [D7] say girl [F] love you all the [C] time
[Am/-/-/] Hold me [F/-/-/] love me [Am/-/-/] hold me [D7/-/-/] love me
[C] Ain't got nothing but [D7] love babe [F] eight days a [C] week

Chorus

[G] Eight days a week I [Am] love you
[D7] Eight days a week is [F] not enough to [G7] show I care

Verse 3

[C] Ooh I need your [D7] love babe [F] guess you know it's [C] true
[C] Hope you need my [D7] love babe [F] just like I need [C] you
[Am/-/-/] Hold me [F/-/-/] love me [Am/-/-/] hold me [D7/-/-/] love me
[C] Ain't got nothing but [D7] love babe [F] eight days a [C] week

Chorus

[G] Eight days a week I [Am] love you
[D7] Eight days a week is [F] not enough to [G7] show I care

Verse 4

[C] Love you every [D7] day girl [F] always on my [C] mind
[C] One thing I can [D7] say girl [F] love you all the [C] time
[Am/-/-/] Hold me [F/-/-/] love me [Am/-/-/] hold me [D7/-/-/] love me
[C] Ain't got nothing but [D7] love babe [F] eight days a [C] week

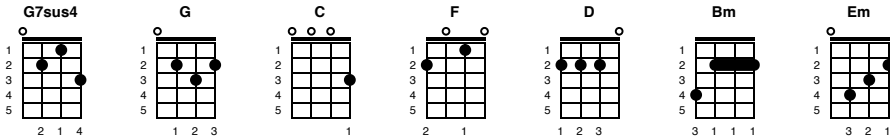
Ending

[F] Eight days a [C] week
[F] Eight days a [C] week
[C/-/-/] [D7/-/-/] [F/-/-/] [C↓]

A Hard Days Night. 1964. The Beatles

UK, Aus, Ndl, Nor, NZ

Key of G
136 BPM in 4/4



4/4 time. 1 2 3 4. [G7sus4↓] [_2 3 4] [_1 2 3]

Verse 1

It's been a [G/] hard [C/] day's [G] night
And I've been [F] working like a [G] dog
It's been a [G/] hard [C/] day's [G] night
I should be [F] sleeping like a [G] log
But when I [C] get home to you, I find the [D] things that you do
Will make me [G/] feel [C/] all [G] right

Verse 2

You know I [G/] work [C/] all [G] day
To get you [F] money to buy you [G] things
And it's [G/] worth it just to [C/] hear you [G] say
You're gonna [F] give me every [G] thing
So why on [C] earth should I moan, cause when I [D] get you alone
You know I [G/] feel [C/] O-O [G] K

Middle 8

When I'm [Bm] home, [Em] everything seems to be [Bm] right
[Bm] When I'm [G] home
[Em] feeling you holding me [C] tight, [D] tight, yeah!

Verse 3

It's been a [G/] hard [C/] day's [G] night
And I've been [F] working like a [G] dog
It's been a [G/] hard [C/] day's [G] night
I should be [F] sleeping like a [G] log
But when I [C] get home to you, I find the [D] things that you do
Will make me [G/] feel [C/] all [G] right [scream] Waagh!

Instrumental / Kazoo

[G/] [C/] [G] [F] [G]
[G/] [C/] [G] [F] [G]

Verse 4

So why on [C] earth should I moan, cause when I [D] get you alone
You know I [G/] feel [C/] O-O [G] K

Middle 8

When I'm [Bm] home, [Em] everything seems to be [Bm] ri-ight
[Bm] When I'm [G] home, [Em] feeling you holding me [C] tight, [D] tight, yeah!

Ending

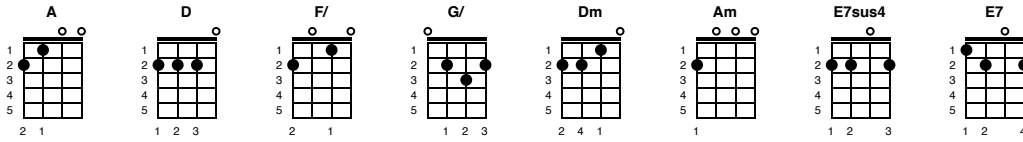
It's been a [G/] hard [C/] day's [G] night
And I've been [F] working like a [G] dog
It's been a [G/] hard [C/] day's [G] night
I should be [F] sleeping like a [G] log
But when I [C] get home to you, I find the [D] things that you do
Will make me [G/] feel [C/] all [G] right
You know I [G/] feel [C/] all [G] right
You know I [G/] feel [C/] all [G/] right [C/] [G/] [C/] [G/] [C/] [G↓]

Foot of page:

Lady Madonna. 1968. The Beatles.

Key of A

UK, Aus, Aut, Can, Ned, NZ, Swi



4/4 time. 1, 2, 1 2 3 4. Instrumental

[A] Lady Ma-[D]-donna, [A] children at your [D] feet,
[A] Wonder how you [D] manage to [F/] make [G/] ends [A] meet?

Chorus 1

[A] Lady Ma-[D]-donna, [A] children at your [D] feet,
[A] Wonder how you [D] manage to [F/] make [G/] ends [A] meet?
[A] Who finds the [D] money [A] when you pay the [D] rent
[A] Did you think that [D] money was [F/] hea-[G/]-ven [A] sent

Verse 1

[Dm] Friday night ar-[Dm]-rives without a [G] suitcase [G]
[C] Sunday morning [C] creeps in like a [Am] nun [Am]
[Dm] Monday's child has [Dm] learned to tie his [G7] bootlace [G7]
[C] See [Dm] how they [E7sus4] ru-[E7]-un

Chorus 2

[A] Lady Ma-[D]-donna, [A] baby at your [D] breast
[A] Wonders how you [D] manage to [F/] feed [G/] the [A] rest (Sing octave hi sus)

Instrumental

[A] Lady Ma-[D]-donna, [A] children at your [D] feet,
[A] Wonder how you [D] manage to [F/] make [G/] ends [A] meet?

Verse 2

[Dm] Ba-ba-ba-baah [Dm] __ ba-ba [G] Ba-ba-baah [G]
[C] Ba-ba-ba-baah [C] __ ba-ba [Am] (sing hi)baaa b'baaa [Am] __ ba ba
[Dm] Ba-ba-ba-baah [Dm] __ ba-ba [G] Ba-ba-baah [G]
[C] See [Dm] how they [E7sus4] ru-[E7]-un

Chorus 3

[A] Lady Ma-[D]-donna, [A] lying on the [D] bed
[A] Listen to the [D] music playing [F/] in [G/] your [A] head (Sing octave hi sus)

Instrumental

[A] Lady Ma-[D]-donna, [A] children at your [D] feet,
[A] Wonder how you [D] manage to [F/] make [G/] ends [A] meet?

Verse 3

[Dm] Tuesday after-[Dm]-noon is never [G] ending [G]

[Dm] Ba-ba-ba-baah [Dm] __ ba-ba [G] Ba-ba-baah [G]
[C] Wednesday morning [C] papers didn't [Am] come [Am]
[C] Ba-ba-ba-baah [C] __ ba-ba [Am] (sing hi)baaa b'baaa [Am] __ ba ba
[Dm] Thursday night your [Dm] stockings needed [G7] mending [G7]
[Dm] Ba-ba-ba-baah [Dm] __ ba-ba [G] Ba-ba-baah [G]
[C] See [Dm] how they [E7sus4] ru-[E7]-un

Chorus 4

[A] Lady Ma-[D]-donna, [A] children at your [D] feet,
[A] Wonder how you [D] manage to [F/] make [G/] ends [A] meet? (Sing octave hi sus)

Instrumental Ending

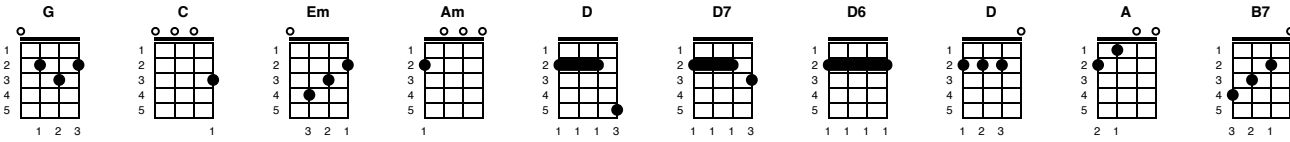
[A] Lady Ma-[D]-donna, [A] children at your [D] feet,
[A] Wonder how you [D] manage to [F↓] make [G↓] ends [A↓] meet?

All You Need Is Love. 1967. The Beatles.

Key of G

7/8

Lennon/McCartney. UK, Aus, Aut, Can, Ger, Ned, Nor, NZ, USA



All sing Bold Black

Ladies sing Yellow

Gentlemen sing blue

Intro - Count in "Marseillaise" (Kazoos) 1 2 3 [D↓] [G/] [D/] [G/] [C↓] [D7//]

[G/] Love, [D/] love, [Em//] love. [G/] Love, [D/] love, [Em//] love

[Am/] Love, [G/] love, [D] love [D(2225)/] [D7/] [D6/] [D↓]

[G/] Love, [D/] love, [Em//] love. [G/] Love, [D/] love, [Em//] love

[Am/] Love, [G/] love, [D] love. It's [D(2225)/] easy [D7/] [D6/] [D↓]

[G/] - There's nothing you can [D/] do that can't be [Em//] done

[G/] _ Nothing you can [D/] sing that can't be [Em//] sung

[Am/] _ Nothing you can [G/] say but you can [D/] learn how to play the [D7/] game

It's [D(2225)/] easy [D7/] [D6/] [D↓]

[G/] Love, [D/] love, [Em//] love. [G/] Love, [D/] love, [Em//] love

[Am/] Love, [G/] love, [D] love. It's [D(2225)/] easy [D7/] [D6/] [D↓]

[G/] _ There's nothing you can [D/] make that can't be [Em//] made

[G/] _ No one you can [D/] save that can't be [Em//] saved

[Am/] _ Nothing you can [G/] do but you can [D/] learn how to be you in [D7/] time

It's [D(2225)/] easy [D7/] [D6/] [D↓]

[G/] _ All you [A/] need is [D/] love. [D7/] [G/] _ All you [A/] need is [D/] love [D7/]

[G/] _ All you [B7/] need is [Em/] love, [G/] love. [C/] _ Love is [D/] all you need [G/]

[G/] [D/] [Em//] [G/] [D/] [Em//] [Am/] [G/] [D] [D(2225)/] [D7/] [D6/] [D↓]

[G/] _ All you [A/] need is [D/] love. [D7/] [G/] _ All you [A/] need is [D/] love [D7/]

[G/] _ All you [B7/] need is [Em/] love, [G/] love. [C/] _ Love is [D/] all you need [G/]

[G/] Love, [D/] love, [Em//] love. [G/] Love, [D/] love, [Em//] love

[Am/] Love, [G/] love, [D] love. It's [D(2225)/] easy [D7/] [D6/] [D↓]

[G/] _ There's nothing you can [D/] know that isn't [Em//] known

[G/] _ Nothing you can [D/] see that isn't [Em//] shown

[Am/] _ There's nowhere you can [G/] be that isn't [D] where you're meant to [D7/] be

It's [D(2225)/] easy [D7/] [D6/] [D↓]

[G/] _ All you [A/] need is [D/] love. [D7/] [G/] _ All you [A/] need is [D/] love [D7/]

[G/] _ All you [B7/] need is [Em/] love, [G/] love. [C/] _ Love is [D/] all you need [G/]

[G/] _ All you [A/] need is [D/] love (all [D7/] together now)

[G/] _ All you [A/] need is [D/] love (every - [D7/] body)

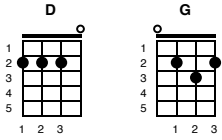
[G/] _ All you [B7/] need is [Em/] love, [G/] love. [C/] _ Love is [D/] all you need [G/]

ENDING - REPEAT until leader shouts STOP and then stop at end of line:

```
.|1      2      3      4      |1      2      3      4      |  
.|G      |G      |  
.|Love is all you need      |Love is all you need      |  
.|      Love is all you |need      Love is all you |need
```

Some Girls. 1979. Racie.

Key of G



4/4 time. 1, 2, 1 2 3 4. [G] [G] [G] [G]

Chorus

[C] _ Some girls [C] will, [G] _ some girls [G] won't.
[C] _ Some girls [C] need a lot of lovin' and, [G] _ some girls [G] don't
[F] - Well I know I've [F] got to be the one, [C] _ I don't know [C] why
[G] _ Some say they [G/] will and [G7/] some girls [C] lie [C]

Verse 1

[F] _ So here I [F] am in front of you. [C] _ Not really [C] knowing what to do
[F] _ My heart is [F] feeling something new. [G↓] Nervously I [G↓] turn away from you
[F] _ I've seen those [F] looks you're sending me [C] _ Is this the [C] way it's meant to be
[D] _ It's something [D] we should talk about. [G↓] _ Just give me [G↓] time to work it out

Chorus

[C] _ Some girls [C] will, [G] _ some girls [G] won't.
[C] _ Some girls [C] need a lot of lovin' and, [G] _ some girls [G] don't
[F] - Well I know I've [F] got to be the one, [C] _ I don't know [C] why
[G] _ Some say they [G/] will and [G7/] some girls [C] lie [C]

Verse 2

[F] _ I find your [F] company to be, [C] _ something com-[C]-pletely new to me
[F] _ Now that I [F] know you socially, [G↓] obviously [G↓] I'll fall heavily
[F] _ I've seen those [F] looks you're sending me, [C] _ this is the [C] way it's meant to be
[D] _ There's nothing [D] left to talk about, [G↓] _ oh how I [G↓] wish you'd work it out

Chorus

[C] _ Some girls [C] will, [G] _ some girls [G] won't.
[C] _ Some girls [C] need a lot of lovin' and, [G] _ some girls [G] don't
[F] - Well I know I've [F] got to be the one, [C] _ I don't know [C] why
[G] _ Some say they [G/] will and [G7/] some girls [C] lie [C]

Instrumental

[F] _ I find your [F] company to be, [C] _ something com-[C]-pletely new to me
[F] _ Now that I [F] know you socially,

Sung. (low)

[G↓] _ I don't know [G↓] what I'm gonna do

Instrumental

[F] _ Well I know I've [F] got the fever but [C] _ I don't know [C] why

[G] _ Some say they [G] will and some girls [C] lie [C]

Chorus

[C] _ Some girls [C] will, [G] _ some girls [G] won't.

[C] _ Some girls [C] need a lot of lovin' and, [G] _ some girls [G] don't

[F] - Well I know I've [F] got to be the one, [C] _ I don't know [C] why

[G] _ Some say they [G/] will and [G7/] some girls [C] lie [C]

Verse 1

[F] _ So here I [F] am in front of you. [C] _ Not really [C] knowing what to do

[F] _ My heart is [F] feeling something new. [G↓] Nervously I [G↓] turn away from you

Ending. Key change.

[D] _ Some girls [D] will [A7] _ some girls [A7] won't

[D] _ Some girls [D] need a lot of lovin' and [A7] _ some girls [A7] don't

[G] _ Well I know I've [G] got the fever but [D] _ I don't know [D] why

[A7] _ Some say they [A7] will and some girls [D] lie [D]

[A7] _ Some say they [A7] will and some girls [D] lie [D↓] [A7↓] [D↓]